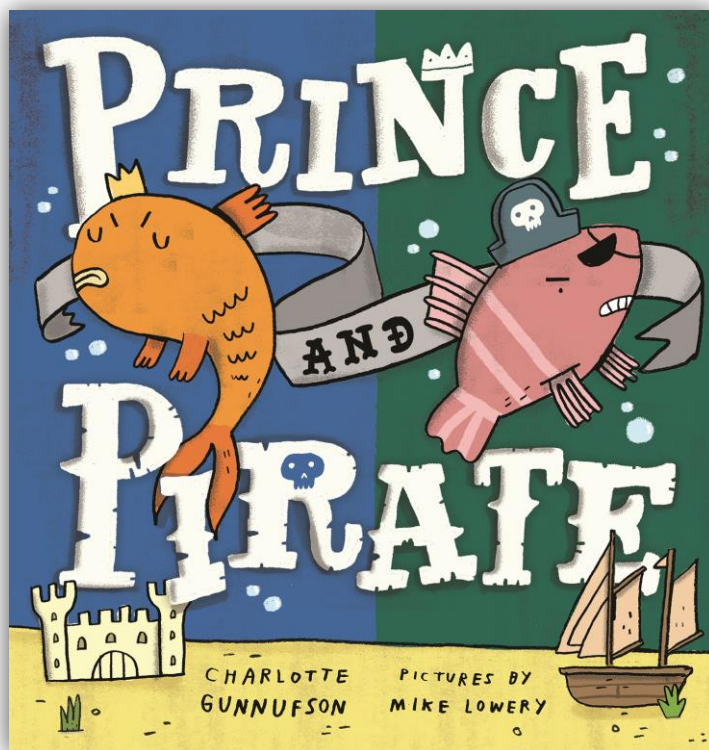


Educator's Guide

Common Core State Standards Aligned
Kindergarten through 2nd Grade



Story by Charlotte Gunnufson

Illustrated by Mike Lowery

G. P. Putnam's Sons Books for Young Readers

Dear Educator,

This guide is overflowing with options and opportunities for learning and fun. Pages 2-4 offer discussion prompts and descriptions of activities. The remaining pages are reproducible and include a classroom activity, picture crossword puzzle, fill-in word puzzle, maze and more.

ISBN 978-0-399-17604-3

Illustrations © Mike Lowery 2017

Reading Literature: Key Ideas and Details; Integration of Knowledge and Ideas

Pre-Reading Discussion Prompts

- Look at the cover of the book. What do you think the story is about?
- Have you ever had trouble getting along with someone who seemed different from you? What happened? How did you feel?
- Have you ever had trouble sharing? What happened? How did you feel? Why is it sometimes difficult to share?

Post-Reading Activities

Prompts and activities for Kindergarten-2nd grade students:

- Identify characters. [*Prince, Pirate, dogfish*]
- Identify setting when story begins. [*fishbowls*]
- Using Activity Sheet, retell story with teacher support:
 - Cut out top row of pictures [*castle, Pirate, carriage, Prince, schooner, treasure chest*]
 - Establish beginning scene by arranging pictures in fishbowls; tell what happens
 - Identify new setting [*fish tank*] and transfer pictures to this setting; tell what happens next
 - Cut out remaining pictures; place line of pebbles in tank; tell what happens next
 - Add doghouse and dogfish; tell what happens next
 - Remove line of pebbles; rearrange remaining pictures
- Do the Picture Puzzle. (page 7)

Activity Sheet is found on pages 5 & 6.

When using double-sided printing, make sure the pages are oriented in the same direction. Students will be cutting off the lower portion of page 5.

Additional prompts and activities for 1st-2nd grade students:

- Describe each character's appearance, speech, and personality. How are they different? Alike? (Option: use Venn Diagram)
- Using Activity Sheet, retell story with a partner or for someone at home.
- Identify message/moral. What do Prince and Pirate learn? What did you learn?

Additional prompts and activities for 2nd grade students:

- Tell how characters respond to events as well as to other character's words and actions. How do they feel? What do they say and do? (Option: students draw or point to "emojis" that reflect characters' emotional responses)

Reading Literature: Craft and Structure

Post-Reading Prompts and Activities

Prompts and activities for Kindergarten-2nd grade students:

- Name the author. Tell what an author does.
- Name the illustrator. Tell what an illustrator does.
- Tell whether this story is made up or something that really happened.
- Identify unknown words (such as some of the following). Guess their meanings using context clues.

Difficult

Majestic	Plunder
Dreadful	Flick
Uninvited	Fling
Sneer	Hurl
Darted	Feisty

Doubly Difficult

Keen	Hornswoggled
Detect	Jostle
Burbling	Joggle
Scuttle	Splendiferous
Trespass	Cavorted

Additional activities for 1st-2nd grade students:

- Identify words used instead of “said.” (see examples below) These words add feeling to what a character is saying. Practice saying these “instead of said” words with feeling. For example, growl when saying “growl.”
- Do the Instead of Said Fill-In Puzzle. (page 8)

Howl	Exclaim	Jeer	Groan	Whoop
Growl	Demand	Boom	Grumble	Declare
Bellow	Cry	Halloo	Croon	

Additional activities for 2nd grade students:

- Identify examples of alliteration and tell how these examples add to the story.
- Take turns reading Prince and Pirate’s dialogue aloud. Speak with feeling. Experiment with different voices.

Reading Literature: Integration of Knowledge and Ideas

Post-Reading Prompts and Activities

Prompts and activities for Kindergarten-2nd grade students:

- Look at the illustrations. What do the characters' expressions show? Tell how the characters might be feeling.
- Notice how the color of the setting [*water*] changes as the story goes along. What do these colors show? [*characters' emotions/tension*]
- Using picture clues, answer these questions: what is Prince's "small round kingdom;" Pirate's "small round sea;" "the dreadful journey;" and "the unexpected arrival?"
- Illustrate your own fish tank scene. Create a new setting and new characters. Tell or write what's happening and what the characters are saying. (page 10)

Writing

Post-Reading Prompts and Activities









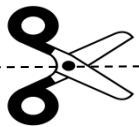
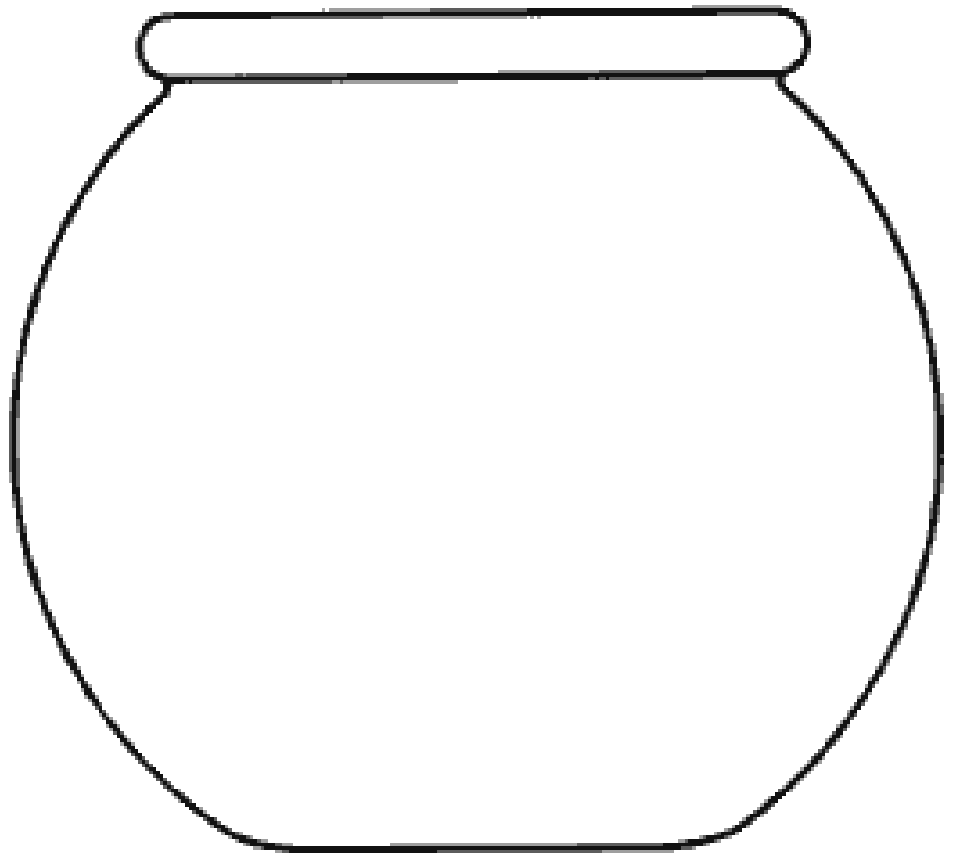
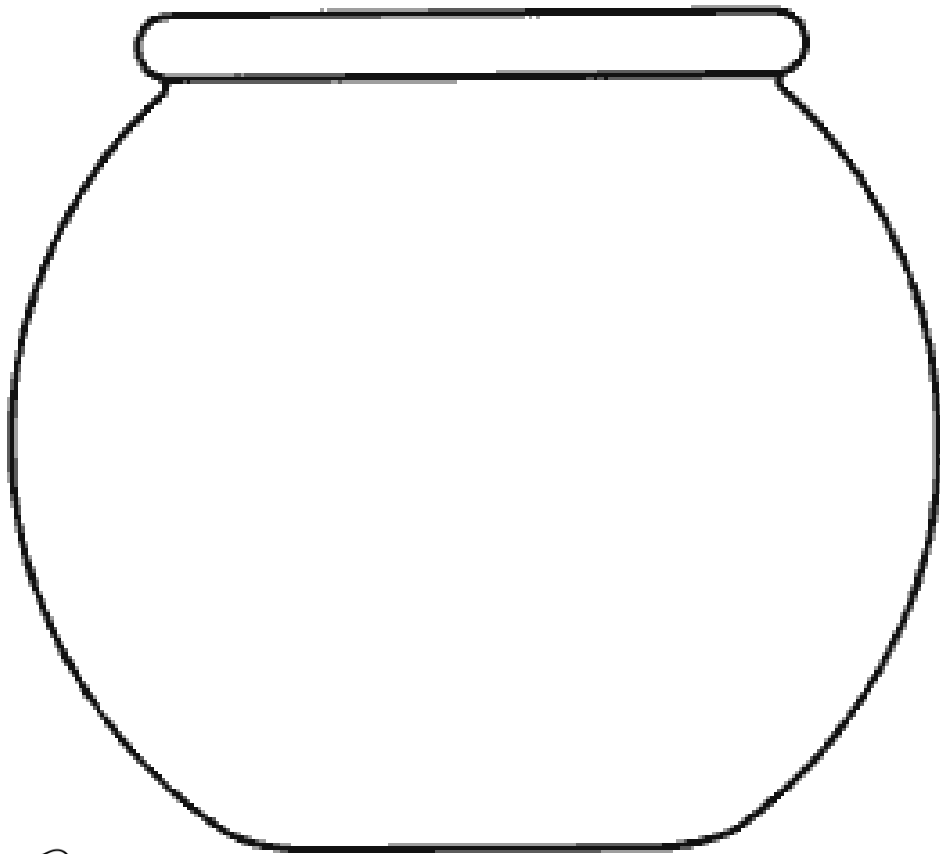
Prompts and activities for Kindergarten-2nd grade students:


- Tell, draw, and/or write to state your opinion. What part of the story do you like best? Why? Which part do you think is the funniest? Etc.

Additional activities for 2nd grade students:

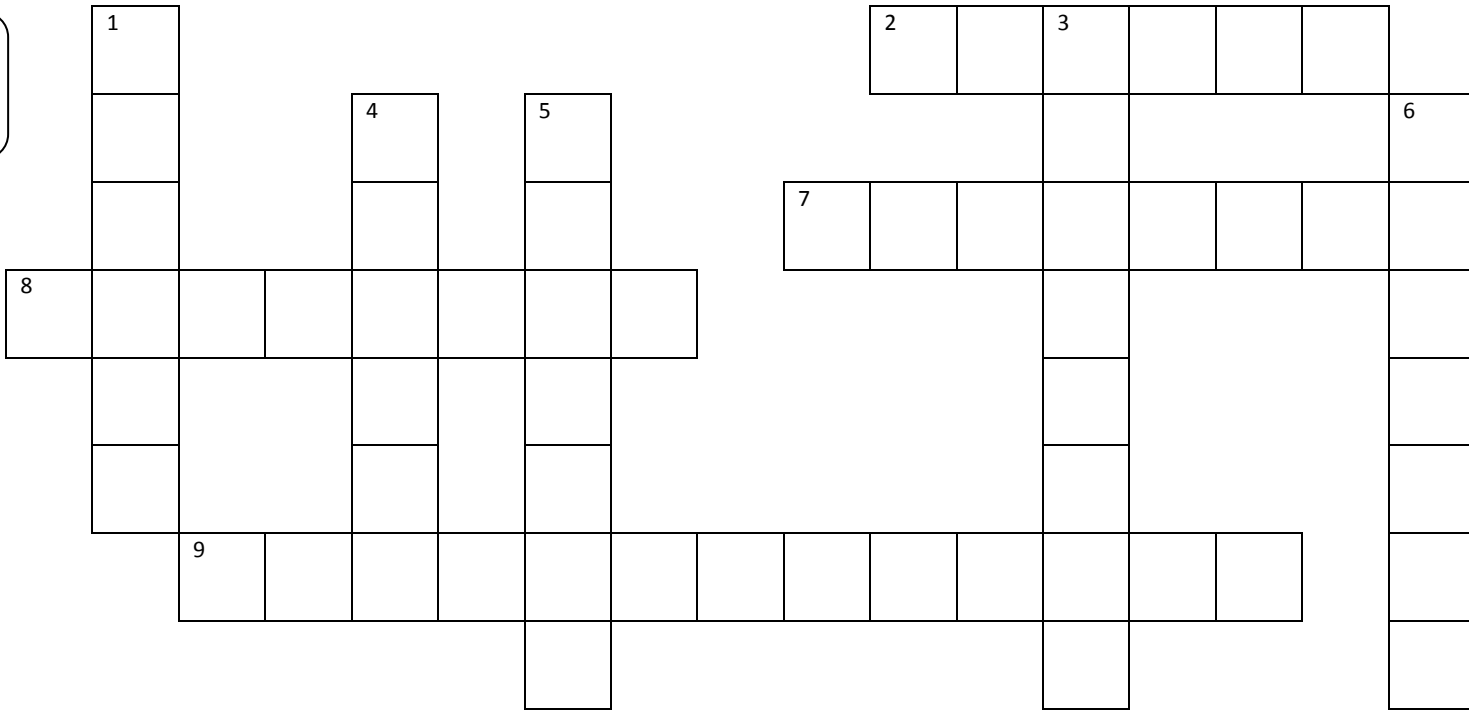
- File a complaint: pretend you are Prince, and write a letter to Pirate, including all the annoying things he's said and done; or, pretend you are Pirate, and write a letter to Prince.
- Send an apology: pretend you are Prince, and write a letter to Pirate, apologizing for all the not-so-nice things you've done; or, pretend you are Pirate, and write a letter to Prince.

This guide was created by the author who has a B. A. in English and M. A. in Teaching. Please send questions and suggestions, as well as ideas for new activities and inquiries about educational, entertaining author visits, to booksbycharlotte@gmail.com.






**PICTURE
PUZZLE**




ACROSS → →

2



7



8




9




DOWN ↓ ↓


1




3




4



5




6



WORD BANK

- carriage
- castle
- doghouse
- dogfish
- pebbles
- Pirate
- Prince
- schooner
- treasure chest

**Instead of Said
FILL-IN
PUZZLE**



WORD BANK

3 letters
cry

4 letters
boom
howl
jeer

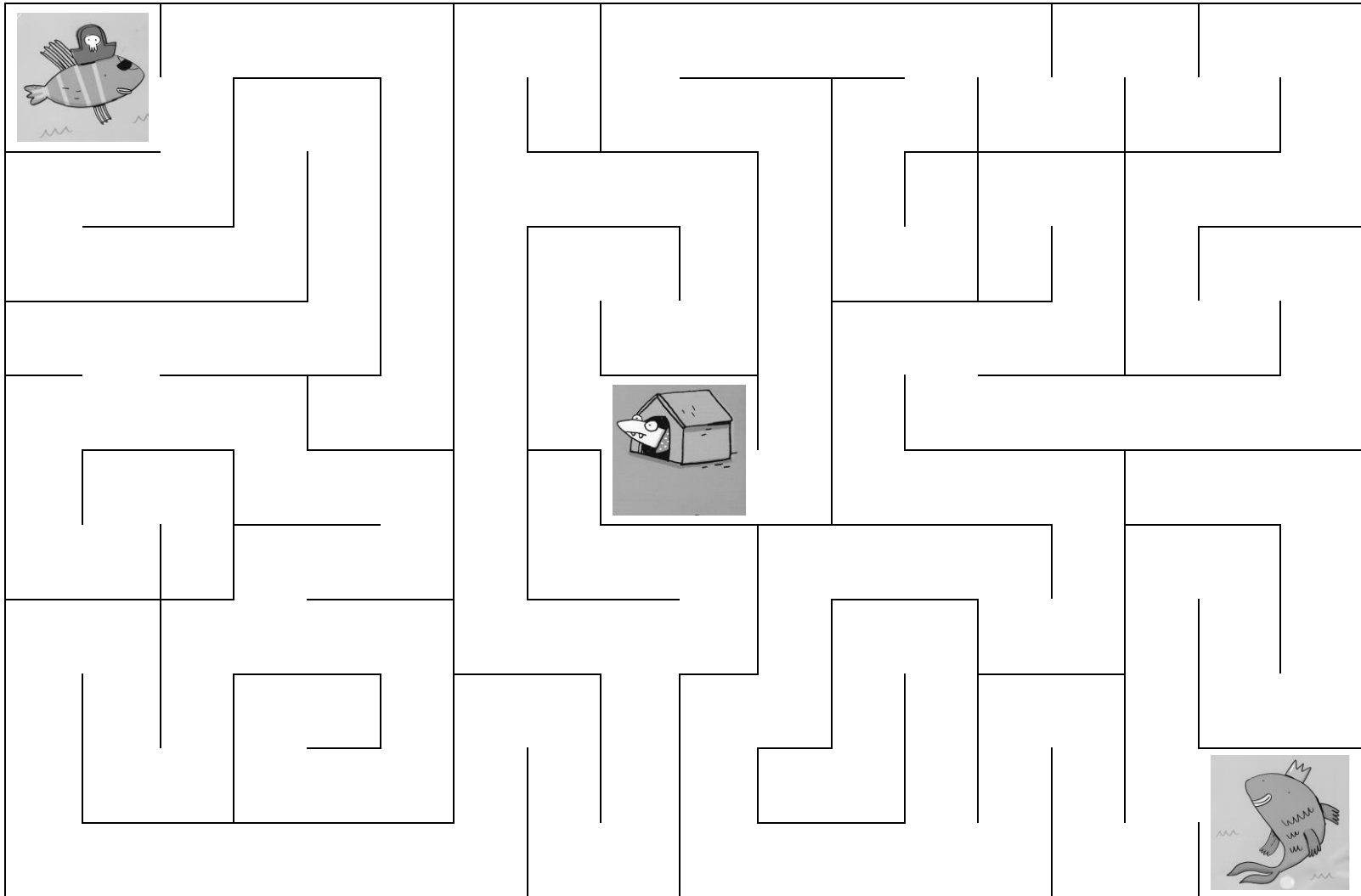
5 letters
croon
groan
growl
whoop

6 letters
bellow
demand
exclaim
halloo

7 letters
declare
grumble

Practice saying these “Instead of Said” words with feeling.
For example, growl when saying “growl.”
Experiment with different voices.

Help Prince and Pirate find the dogfish.



Fill the fish tank!

*Illustrate your own fish tank scene. Create a new setting and new characters.
Tell or write about your scene. What's happening? What are your characters saying?*

